

| |
|--|
| <u>MEETING</u> |
| COMMUNITY LEADERSHIP COMMITTEE |
| <u>DATE AND TIME</u> |
| WEDNESDAY 7TH SEPTEMBER, 2016 |
| AT 7.00 PM |
| <u>VENUE</u> |
| HENDON TOWN HALL, THE BURROUGHS, LONDON NW4 4BQ |

Dear Councillors,

Please find enclosed additional papers relating to the following items for the above mentioned meeting which were not available at the time of collation of the agenda.

| Item No | Title of Report | Pages |
|---------|---|---------|
| 1. | COMMUNITY SAFETY STRATEGY - ANNUAL REVIEW AND REFRESH / CRIME AND DISORDER SCRUTINY | 1 - 24 |
| 1. | UPDATE ON BARNET POLICE RESOURCES AND THE PARTNERSHIP RESPONSE TO HATE CRIME | 25 - 46 |

Iphigenia Christophoridou 020 8359 3822 Iphigenia.Christophoridou@Barnet.gov.uk

This page is intentionally left blank

| | |
|---|---|
| | <p style="text-align: center;">Community Leadership Committee</p> <p style="text-align: center;">7 September 2016</p> |
| <p style="text-align: center;">Title</p> | <p style="text-align: center;">Community Safety Strategy – Annual Review and Refresh / Crime and Disorder Scrutiny</p> |
| <p style="text-align: center;">Report of</p> | <p>Jamie Blake, Commissioning Director, Environment</p> |
| <p style="text-align: center;">Wards</p> | <p>All</p> |
| <p style="text-align: center;">Status</p> | <p>Public</p> |
| <p style="text-align: center;">Urgent</p> | <p>No</p> |
| <p style="text-align: center;">Key</p> | <p>No</p> |
| <p style="text-align: center;">Enclosures</p> | <p>Appendix 1 – Summary of public consultations</p> |
| <p style="text-align: center;">Officer Contact Details</p> | <p>Kiran Vagarwal, <i>Strategic Lead - Safer Communities Environment Commissioning Group</i> Kiran.vagarwal@barnet.gov.uk Tel 0208 359 2953</p> <p>Peter Clifton, <i>Community Safety Manager</i> Peter.clifton@barnet.gov.uk Tel: 0208 359 3120</p> |

| |
|--|
| <h2>Summary</h2> |
| <p>This report provides the Community Leadership Committee (CLC) with an update on the annual review and refresh of Barnet’s 2015-2020 Community Safety Strategy.</p> |
| <p>In line with the statutory duty under S6 Crime and Disorder Act 1998 the Barnet Safer Communities Partnership (‘BSCP’ or ‘the Partnership’) produces and implements a partnership strategy for reducing crime and anti-social behaviour.</p> |
| <p>The 2015-2020 Barnet Community Safety Strategy focuses on working in partnership with our local community, businesses and partners; supporting victims of crime, managing offenders to reduce their reoffending and directing partnership resources to the high crime</p> |

and ASB areas in the borough.

The Safer Communities Partnership undertakes an annual review and refresh of the Strategy taking into account any relevant findings from:

- The Annual Community Safety Strategic Assessment
- The annual review of the Strategy Action plan
- The annual Community Safety public consultation as well as any other consultation and engagement exercises relevant to crime, anti-social behaviour and community safety.

Further to the report presented at the 9th March 2016 Community Leadership Committee which outlined the key findings of Community Safety Strategic Assessment and the annual review of the Strategy action plans, this report provides the following for the committee's consideration:

- The key findings from the community safety strategy public consultations
- An outline of the proposed amendments to the 2015-2020 Community Safety Strategy.

In reviewing the annual updates to the Community Safety Strategy, CLC are also requested to discharge their statutory responsibility under the Police and Justice Act 2006 to scrutinise any decisions made or action taken in connection with the discharge of crime and disorder functions.

Recommendations

- 1. That the Community Leadership Committee note and review the proposed updates to the 2015-2020 Community Safety Strategy.**
- 2. That the Community Leadership Committee note that updates to the Community Safety Strategy will be agreed at the Safer Communities Partnership Board on 28 October 2016.**
- 3. Following consideration of the updates to the Community Safety Strategy the Community Leadership Committee determines whether it wishes to make any comments and/or recommendations to the local authority or other statutory agencies in respect of crime and disorder matters affecting Barnet.**

1. WHY THIS REPORT IS NEEDED

- 1.1 This report provides the Community Leadership Committee (CLC) with an update on the annual review and refresh of Barnet's 2015-2020 Community Safety Strategy. It also provides the opportunity for the council to fulfil its statutory obligation to provide scrutiny aspect of Community Safety.
- 1.2 The Barnet Safer Communities Partnership (BSCP) is a statutory Community Safety Partnership set up under Section 5-7 of the Crime and Disorder Act 1998. Partners are required to work together to protect their communities from crime and help people feel safer, to work out how to deal with local issues like anti-social behaviour, drug and alcohol misuse and reoffending and to annually assess local crime priorities, consulting with partners and the local community about how to deal with them.
- 1.3 Sections 5, 6 and 7 of the act stipulate that the responsible authorities for a local government area must formulate a strategy for the reduction of crime and disorder in the area and must carry out an annual review of the levels and patterns of crime and disorder.
- 1.4 The strategy in Barnet which satisfies the above responsibilities is the Community Safety Strategy 2015-2020. This strategy is reviewed annually taking into consideration any relevant findings from:
 - The Annual Community Safety Strategic Assessment
 - The annual review of the Strategy Action plan
 - The annual Community Safety public consultation as well as any other consultation and engagement exercises relevant to crime, anti-social behaviour and community safety.
- 1.5 This process provides an opportunity to, if necessary, re-focus or adjust the priorities in the Strategy and the associated action plans in response to:
 - Emerging or changing trends in crime and ASB
 - The impact of previous interventions
 - Emerging external national and local factors, and
 - Learning gained through the delivery of the existing priorities.

Annual Community Safety Strategic Assessment

- 1.6 The Community Safety Strategic Assessment is the annual review of crime levels and patterns. As well as considering patterns of crime and disorder the

assessment also reviews the implementation of the 2015-2020 strategy against the 2015/16 action plan within that strategy. A report outlining the key findings of this assessment as well as the annual review of the Strategy Action Plan was presented to the Community Leadership Committee on 9th March 2016 and the Safer Communities Partnership Board on 22nd April 2016 – a link to this paper can be found in section 6 of this cover report.

Public consultations

- 1.7 During the last 24 months over 7000 residents of Barnet (3000 during the last 18 months) have taken part in consultations which either specifically focused on community safety issues or contained topics of relevance to community safety.
- 1.8 The surveys include the Barnet Residents Perception Survey, the Police's Public Attitude Survey, and the annual Community Safety Survey (which was completed by residents online as well as at street stalls during partnership engagement events).
- 1.9 When asked to select what the Safer Communities Partnership should focus on, the top 5 responses (in descending order starting with the most common), were:
 - Reducing high volume crime (such as burglary)
 - Reducing anti-social behaviour
 - Preventative work with young people
 - Tackling drugs and alcohol related issues
 - Reducing violent crime
- 1.10 Key common themes which emerged from the various surveys and consultations were:
 - People wanting to be kept more informed about outcomes of activity aimed at tackling crime and anti-social behaviour problems.
 - Rubbish and litter remains a top anti-social behaviour concern of residents.
 - The need for clear channels for reporting crime and anti-social behaviour issues so that people are clear on what action is being taken and which person, team or agency is leading the response to the concern they have raised.
- 1.11 A more detailed breakdown of the findings of the consultation exercise is available in 'Appendix 1 – Summary of public consultations'.

The existing Community Safety Strategy Priorities

- 1.2 The 2015-2020 Community Safety Strategy has three overarching objectives:
- To provide a victim centred approach to victims of crime and anti-social behaviour.
 - To maintain reductions in crime and anti-social behaviour.
 - To improve the perception of Barnet as a safe place to live, work and visit.
- 1.13 In order to work towards these objectives the Partnership committed that in 2015/16 it will work towards the following outcomes:

| | |
|---|---|
| 1 | Residents and businesses feel confident that the police and council respond to crime and ASB in their area. |
| 2 | Residents and businesses are engaged and informed about community safety and the action we have taken in their area. |
| 3 | Victims of Domestic Violence and Hate Crime are confident in reporting incidents and the Partnership intervenes to prevent repeat victimisation. |
| 4 | The Partnership will work to reduce Serious Youth Violence with a focus on young people as victims and offenders. |
| 5 | Sustained reductions in re-offending. |
| 6 | Sustained reductions in Burglary and other high volume crime types, such as: Violence with Injury, Robbery, Theft of Motor Vehicle, Theft from Motor Vehicle, Theft from Person, Criminal Damage. |

- 1.14 Appendix One of the 9th March 2016 report 'Annual update on the 2016 Community Safety Strategic Assessment' set out the progress made by the partnership in achieving these outcomes:
<https://barnet.moderngov.co.uk/documents/s30236/Appendix%201%202015%2016%20Action%20Plan%20Review%202.pdf>

Proposed Changes to the existing Community Safety Strategy Priorities

- 1.15 The 22nd April 2016 Safer Communities Partnership Board considered the outcomes of the public consultation; the strategic crime needs assessment and the delivery of the 2016-2017 action plan as part of their review. The board recommended one change to the existing priorities: That a 7th 'Priority Outcome' is added that reflects the partnership statutory duty under the Counter Terrorism and Security Act 2015.

1.16 The proposed additional priority outcome is:

7. Effective and wide-ranging partnerships are in place between the local authority, statutory and non-statutory partners, community groups and faith institutions, to help mitigate risks from terrorism and extremism and to support the boroughs diverse communities.

1.17 The Prevent Duty is a statutory requirement for all local authorities. In Barnet we have sought to develop effective partnerships across the council, partners and the borough with the aim of responding to risks of radicalisation.

The key areas of focus for 2016 to 2018 are:

- Safeguarding – the integration of the Prevent duty into existing working practices.
- Training and Information – focusing on front line practitioners.
- Mainstreaming the Prevent duty across all of the organisations in the partnership.
- Building resilient communities – to ensure faith and community groups can be supported.

Other proposed changes

1.18 Further changes relate to revised actions under each of the outcomes. These changes are detailed in Table 1 (below).

Table 1: Proposed updated to the actions plans under each of the 6 existing 'priority outcomes'

| | Outcome | Update | Proposed additions to action plan |
|---|---|--|---|
| 1 | <i>Residents and businesses feel confident that the police and council respond to crime and ASB in their area.</i> | <p>While overall ASB reports have fallen there are increases in concerns about some place based ASB issues relating to litter, fly-tipping, graffiti, rough sleeping and street drinking.</p> <p>The Keep Barnet Clean campaign has been launched and is taking enforcement action against enviro-crimes including littering.</p> <p>CCTV deployed to new locations to cover crime and anti-social behaviour hotspots.</p> | <ul style="list-style-type: none"> • Review and improve the process for reporting, recording and responding to ASB with a particular focus on area based solutions • Implement a Performance Management Framework which captures the interventions used and the impact in reducing community concern |
| 2 | <i>Residents and businesses are engaged and informed about community safety and the action we have taken in their area.</i> | <p>Residents wanting to be kept more informed about activity aimed at tackling crime and anti-social behaviour was a common theme from the consultations.</p> | <ul style="list-style-type: none"> • Develop a partnership communications approach where residents and ward Councillors are kept informed of action taken by the partnership in their area |
| 3 | <i>Victims of Domestic Violence and Hate Crime are confident in reporting incidents and the Partnership intervenes to prevent repeat victimisation.</i> | <p>Domestic Violence Abuse and Violence Against Women and Girls (DVA and VAWG) services have been re-commissioned</p> <p>Hate Crime – there has been an increase in reported hate crime both London wide and in Barnet.</p> | <p>Domestic Violence and Abuse:</p> <ul style="list-style-type: none"> • We will undertake further work to understand the extent of Violence against Women and Girls in the borough and to develop appropriate interventions • We will review Barnet's Domestic Violence and Violence against Women and Girls Strategy ensuring it incorporates the recommendations and actions |

| | | | |
|-----------------|---|---|---|
| | | <p>The Safer Communities Partnership and Safeguarding Adults Board are refreshing the boroughs 'third party' Hate Crime reporting procedures.</p> | <p>of the two Domestic Homicide Reviews.</p> <p>Hate Crime:</p> <ul style="list-style-type: none"> • We will carry out further work required to gain a deeper understanding of the under-reporting profile on the borough. • We will continue to work together with the Adult Safeguarding Board and the 5 Partnership Boards to tackle hate crime and increase confidence in reporting. • We will continue to support the work of the Adult Safe Guarding Board around access to justice, delivering an improved third party reporting scheme for hate crime. |
| <p>4</p> | <p><i>The Partnership will work to reduce Serious Youth Violence with a focus on young people as victims and offenders.</i></p> | <p>The Keeping Young People Safe Project (KYPS)</p> <p>Working with young offenders</p> <p>Partnership Serious Incident Response Protocol has been developed and implemented.</p> | <p>This outcome is delivered under the Youth Crime Prevention Strategy (which is owned by the Barnet Youth Justice Board); details of activity delivered under the Youth Crime Prevention action plan are outlined in the papers provided to the Safer Communities Partnership Board on 29th January 2016 ('Youth Crime Prevention Report' and 'Gangs and Serious Youth Violence Delivery Plan January 2016 – January 2018')</p> <p>A review and refresh of this strategy was undertaken in January 2016, the review recommended that the refreshed strategy should focus on:</p> <ul style="list-style-type: none"> • Prevention – 'Keeping Young People Safe' project • Intervention – Piloting MOPAC gang exit program • Enforcement – Family Services, Police and Community Safety • Targeted community engagement – to increase |

| | | | |
|---|--|---|--|
| | | | confidence in reporting across the community |
| 5 | <i>Sustained reductions in re-offending.</i> | <p>The level of Proven Adult Reoffending is 22% broadly in line with the re-offending rate over the last two years.</p> <p>The Integrated Offender Management programme works with the boroughs prolific re-offenders and is reducing its cohorts reoffending rates by around 40%.</p> | <ul style="list-style-type: none"> • Developing the Multi-agency approach to managing offenders • Developing clear referral pathways that support the rehabilitation of offenders • Support the Health and Wellbeing Board in delivering their Substance Misuse Strategy. |
| 6 | <i>Sustained reductions in Burglary and other high volume crime types, such as: Violence with Injury, Robbery, Theft of Motor Vehicle, Theft from Motor Vehicle, Theft from Person, Criminal Damage.</i> | <p>Overall crime rates in Barnet has seen long term reductions</p> <p>More challenging performance over last 18 months.</p> <p>Rate of burglary per capita in Barnet remains high.</p> <p>High level of community concern about residential burglary.</p> <p>'Met Trace' crime prevention technology delivered to over 13,000 households in Barnet.</p> | <p>The partnership burglary reduction Action Plan has been refreshed using the Victim-Offender-Location crime problem solving model. Different elements of the plan consider burglary reduction from each of these three aspects.</p> |

Summary of Key areas for future work

1.19 Offender Management:

Further work is required to develop the joint working with Community Rehabilitation Company (CRC), National Probation Service (NPS), Police, and Barnet Council; and to establish clear support pathways for offenders especially in relation to mental health where there is an identified need.

1.20 Antisocial behaviour:

The Safer Communities Partnership will establish partnership agreements to ensure a consistent approach across the partnership on reporting, recording and responding to Anti-social behaviour; implement a performance management framework to measure the impact and quality of interventions, increase community engagement and ensure enforcement action is taken where appropriate.

1.21 Youth Crime:

The Safer Communities Partnership will continue to support the refreshed Serious Youth Violence Strategy.

1.22 Counter Terrorism:

To ensure that the council remains at all times fully-compliant with the new statutory Prevent duty and across all of its departments and functions; to coordinate the necessary partnership action in response to the risks and recommendations outlined in the Counter Terrorism Local Profile (CTLP); and to provide relevant and appropriate briefings and training to council staff elected members, and partners when necessary.

1.23 Domestic Violence and Abuse:

To review Barnet's Domestic Violence and Violence against Women and Girls Strategy ensuring it incorporates the recommendations and actions of the two Domestic Homicide Reviews.

1.24 Hate Crime:

To support the work of the Adult Safe Guarding Board around access to justice, delivering an improved third party reporting scheme for hate crime.

1.25 To support the work of the Local Children Safe Guarding Board on Child Sexual Exploitation, specifically the objective on disruption and prosecution of offenders.

1.26 To develop a robust communications plan where residents and ward Councillors are kept informed of action taken by the partnership in their area.

1.27 To continue supporting the police in addressing residential burglary.

- 1.28 To support the Health and Wellbeing Board in delivering their Substance Misuse Strategy.

2. REASONS FOR RECOMMENDATIONS

- 2.1 To consult with members of the Community Leadership Committee on the Proposed updates to the 2015-2020 Community safety strategy: Specifically the addition of a 7th Priority Outcome and proposed additions to the action plans.
- 2.2 The recommendations are made to ensure the Community Leadership Committee – holding the portfolio for Community Safety as it relates to the local authority and its input to the Safer Communities Partnership – remains informed and consulted about the council's actions to support and deliver on the community safety agenda and the statutory requirements set out in the Crime and Disorder Act 1998.
- 2.3 The recommendation in relation to crime and disorder scrutiny is to ensure that the council discharge their statutory duty under the Crime and Disorder Act 2006 to provide the scrutiny aspect of community safety.

3. ALTERNATIVE OPTIONS CONSIDERED AND NOT RECOMMENDED

- 3.1 Not relevant in relation to this report.

4. POST DECISION IMPLEMENTATION

- 4.1 The Safer Communities Partnership Board will sign off the updates to the strategy on the 28th October 2016.
- 4.2 Any recommendations that the Committee wishes to make in relation to crime and disorder scrutiny will be reported via the council to the relevant statutory agency.

5. IMPLICATIONS OF DECISION

5.1 Corporate Priorities and Performance

- 5.1.1 The Council's Corporate Plan 2015-20 sets out the following strategic objectives:

That Barnet Council, working with local, regional and national partners, will strive to make sure that Barnet is the place:

- Of opportunity, where people can further their quality of life.
- Where responsibility is shared, fairly.
- Where people are helped to help themselves, recognising that prevention is better than cure.
- Where services are delivered efficiently to get value for money for the taxpayer.

5.1.3 The effective implementation of Barnet's Community Safety Strategy supports Barnet in achieving the commitment set out in the corporate plan that Barnet will be amongst the safest places in London, with high levels of community cohesion, and residents feeling safe.

5.2 **Resources (Finance & Value for Money, Procurement, Staffing, IT, Property, Sustainability)**

5.2.1 On behalf of the Safer Communities Partnership, Barnet Council receive funding from the London Crime Reduction Fund which is administered by the Mayor's Office for Policing and Crime (MOPAC). This is a four year grant which commenced in 2013/2014 and totals £1,033,046 over four years.

5.2.2 The grant is used to fund projects that were submitted for funding in 2012/13 and were aligned to the previous Community Safety Strategy. The proposed updates to the Community Safety Strategy will be shared with MOPAC in order to ensure the future alignment of funding to support delivery and address potential resource implications.

5.2.3 For the 2016/17 year MOPAC has agreed grant funding of £220,424 (subject to satisfactory performance returns) which will fund the following projects in support of the Community Safety Strategy objectives: Young People's Substance Misuse; Reducing Substance Misuse Offending; Enhanced Integrated Offender Management; and the Safer Homes Scheme.

5.2.4 MOPAC places importance on delivering value for money, therefore each of the funded projects submits a quarterly performance monitoring report which monitors the project against key performance indicators and financial expenditure.

5.2.5 The current four year MOPAC funding cycle ends in March 2017. MOPAC have not yet made a decision on whether the funding stream will be renewed or on the amount and nature of the funding which will be available. Any future

MOPAC funding will be in line with the new (2017) Policing Plan which is currently under development.

5.2.6 Given MOPAC is yet to make its decision about the future LCPF funding it cannot be assumed that the funding stream will be available for these projects post March 2017. The Safer Communities Partnership Board is therefore

a) Considering contingency exit plans in relation to the existing projects were the funding to cease (including an assessment of any impact on council resources that might occur as a consequence the MOPAC funds being discontinued), and

b) Engaging with MOPAC about their plans for post March 2017 funding.

5.2.7 There will be no impact on the funding for Barnet Community Safety Team as this is resourced directly by the council and not through the MOPAC London Crime Reduction Fund.

5.3 **Social Value**

Not relevant in relation to this report.

5.4 **Legal and Constitutional References**

5.4.1 S6 of Crime and Disorder Act 1998 ('the 1998 Act') places a statutory duty on responsible authorities (including local authorities, the Police, Probation Trusts, and Fire and Rescue Authorities) to formulate and implement strategies for the reduction of crime and disorder (including anti-social behaviour), for combating the misuse of drugs, alcohol and other substances; and for the reduction of reoffending.

5.4.2 The BSCP is a Community Safety Partnership set up in accordance with the requirement of the Crime and Disorder Act 1998 as amended by the Policing and Crime Act 2009.

5.4.3 Under s.17 of the Crime and Disorder Act 1998, it is also a duty of the Council (and other partner agencies, including police, fire & rescue, GLA, TfL) when exercising its functions to have due regard to the likely effect of the exercise of those functions on, and the need to do all that it reasonably can to prevent crime and disorder (including anti-social behaviour), misuse of drugs, alcohol and other substances and re-offending.

5.4.4 The Police and Justice Act 2006 states that every local authority shall ensure that it has a crime and disorder overview and scrutiny committee with power to review or scrutinise decisions made, or other action taken, in connection with the discharge of crime and disorder functions and to make reports or recommendations to the local authority or its executive with respect to the discharge of those functions. The Crime and Disorder (Overview and Scrutiny) Regulations 2009 complement these provisions and are supported by Home Office guidance. Barnet operates a committee system form of governance and consequently does not have overview and scrutiny committees. However, the duty to perform crime and disorder scrutiny remains a requirement in committee system authorities. As such, Barnet have elected that the Community Leadership Committee to be the committee responsible for discharging responsibilities relating to the scrutiny of crime and disorder matters.

5.4.5 Responsibility for Functions, Annex A, in the council's Constitution sets out the Terms of Reference of the Community Leadership Committee which includes:

- To contribute to achieving better outcomes in the Safer Communities Strategy through CCTV, fighting crime and anti-social behaviour, combating graffiti fly-tipping and other environmental crime, action against Domestic Violence and any other relevant Council activity. To work together with partners on the Barnet Safer Communities Partnership including Police, Fire and Criminal Justice Agencies to help make Barnet a safer place.

Provide scrutiny aspect of Community Safety

5.5 **Risk Management**

5.5.1 This report covers a wide range of areas delivered through the Community Safety Strategy. Risk management varies according to the different initiatives. The partnership or appropriate agencies are made aware of risks and actions to mitigate the risk are agreed and put in place. There is always risk that the partnership may not achieve the targets set due to factors outside its direct control – however there is strong partnership working in place enabling agencies to identify and highlight risk and be open to addressing the risk collectively.

5.6 **Equalities and Diversity**

5.6.1 Section 149 of the Equality Act 2010 sets out the public sector equality duty to which the authority must have due regard. The Council's public sector equality duty is set out in s149 of the Equality Act 2010:

A public authority must, in the exercise of its functions, have due regard to the need to —

a) Eliminate discrimination, harassment, victimisation and any other conduct that is prohibited by or under this Act;

b) Advance equality of opportunity between persons who share a relevant protected characteristic and persons who do not share it;

c) Foster good relations between persons who share a relevant protected characteristic and persons who do not share it.

5.6.2 The relevant protected characteristics are age; disability; gender reassignment; pregnancy and maternity; race; religion or belief; sex and sexual orientation.

5.6.3 The Community Safety Strategic Assessment, community safety consultation and the services delivered to victims of crime and ASB take into account the protected characteristics to ensure services are accessible and fair to all sections of the community.

5.6.4 The Community Safety Strategy will have a positive impact on groups affected by equalities issues as the Strategy recognises that crime and anti-social behaviour is generally underreported; especially in the case of Hate Crime and Domestic Violence and Abuse. To address this issue the Strategy promotes measures to encourage and support victims to report crimes so that appropriate action can be taken to reduce the risks to the victim and stop the harmful behaviour which is causing the victim concern.

5.6.5 Each of the priorities in the Safer Communities Strategy has equalities dimension to it as it may impact on communities in different ways. The performance management of these priorities considers disproportionality of victims or offenders as it relates to equalities and diversity, building on the data contained in the annual strategic crime needs assessment.

5.7 Consultation and Engagement

5.7.1 The Safer Communities Partnership has a statutory responsibility to consult with residents on their Crime and Anti-social behaviour priorities and share the findings of the annual strategic crime needs assessment. These responsibilities have been discharged through the 'Barnet Safer Communities Partnership 2016/17 Community Consultation' and the publishing of the findings of the annual Strategic Assessment:

https://barnet.moderngov.co.uk/documents/s31539/AgendaItem_2_Up

[date%20on%20the%202016%20Community%20Safety%20Strategic%20Assessment%20Review_send.pdf](#)

- 5.7.2 The existing Community Safety Strategy 2015-2020 outlines the objectives and outcomes that the Safer Communities Partnership Board will focus on during this five year period. The outcomes have been identified through i) a public consultation including public meetings, an online survey as well as workshops and information stalls across the borough; and ii) consultation with internal and external stakeholders, the Safer Communities Partnership Board and the Community Leadership Committee.
- 5.7.3 Residents were invited to give the council their views and concerns about crime and anti-social behaviour in their area as part of the 'Barnet Safer Communities Partnership 2016/17 Community Consultation'. The consultation results, along with the annual Community Safety Strategic Assessment are being used to inform the 2016/17 update of the Community Safety Strategy.

5.8 **Insight**

Not relevant in relation to this report.

6. BACKGROUND PAPERS

The Community Leadership Committee has received updates throughout 2015-2016 on the work of the partnership. Background papers are as follows:

11 March 2014

Agenda item 10: Crime and Disorder Scrutiny

<http://barnet.moderngov.co.uk/ieListDocuments.aspx?CId=119&MID=7470#A16563>

10 November 2014

Agenda Item 9: Draft Community Safety Strategy 2015-2020

<https://barnet.moderngov.co.uk/documents/s18959/Community%20Safety%20Strategy%202015-2020.pdf>

24 June 2015

Agenda item 8: Update on the Councils new statutory duties, Council progress and future partnership working on the 'Prevent' agenda

https://barnet.moderngov.co.uk/documents/s24007/Prevent_CLC%2024June2015%20FINAL.pdf

Agenda item 10: Update report on Domestic Violence and the police

https://barnet.moderngov.co.uk/documents/s24006/DV_VAWG%20Update%20CLC%20FINAL%2024JUNE2015.pdf

9 September 2015

Agenda item 7: An update on the Council engagement with the Mayors Office for Policing and Crime (MOPAC)

<https://barnet.moderngov.co.uk/documents/s25636/MOPAC%20update%20CLC.pdf>

Agenda Item 8: Transformation Project – Progress report

<https://barnet.moderngov.co.uk/documents/s25639/CCTV%20Update%20CLC%20Sep%202015.pdf>

Agenda Item 9: Performance report on public confidence with Barnet Police and Barnet Council's response to crime and ASB

<https://barnet.moderngov.co.uk/documents/s25610/Confidence%20CTY%20Safety.pdf>

25 November 2015

Agenda Item 7: An update on the Council and partnership action to respond to ASB and implementing the ASB and Crime Policing Act 2014

<https://barnet.moderngov.co.uk/documents/s27557/ASB%20Update%20CLC%2025NOV2015%20KV%20Final.pdf>

Agenda Item 8: Keeping Barnet Safe by reducing re-offending in Barnet

<https://barnet.moderngov.co.uk/documents/s27560/Offender%20Management%20CLC%2025NOV2015%20KV%20Final%20Draft.pdf>

9th March 2016

Agenda Item 9: Annual update on the 2016 Community Safety Strategic Assessment

<https://barnet.moderngov.co.uk/documents/s30235/Final%20Update%20on%20the%202016%20Community%20Safety%20Strategic%20Assessment.pdf>

<https://barnet.moderngov.co.uk/documents/s30236/Appendix%201%202015%2016%20Action%20Plan%20Review%202.pdf>

Appendix 1 – Summary of public consultations

Summary of Barnet’s Community Consultations

Community Safety related consultation activity during (2015 and 2016)

During the last 24 months approximately 7000 Barnet residents have taken part in consultation surveys that have either been focused specifically on crime and community safety or else contained a significant section on that subject. Of these around 3000 residents were consulted during the last 18 months. These are summarised in the table below.

| | | |
|---|---|---|
| 2014 Residents Perception Survey (RPS) <i>Feb – April 14</i> | <ul style="list-style-type: none"> •Survey conducted by ORS, (independent market research) •Interviews (telephone) were conducted with over 2, 000 residents (adults, 18+) from across the Borough •Representative quota sample (Quotas re age, gender, ethnic origin and housing tenure) •Results weighted to correct any discrepancies in the sample to better reflect the population of Barnet | General perception survey but includes significant community safety related section Geographic Focus: Borough wide <i>Number of respondents: 2000</i> |
| Public Attitude Survey <i>FY 2015 – 2016 (Qtr. 1-3)</i> | <ul style="list-style-type: none"> •London wide survey for the MPS conducted quarterly by BMG Research - an independent company •Conducted on a continuous basis via interviews in respondents homes •Based on random probability sample of residents •Results broken down to borough level | Exclusively focused on crime and community safety Geographic Focus: Borough wide <i>Number of respondents: 400</i> |
| 2014 Residents Perception Survey (RPS) <i>Sept – Nov 2014</i> | <ul style="list-style-type: none"> •Survey conducted by ORS, (independent market research) •Interviews (telephone) were conducted with over 1, 600 residents (adults, 18+) from across the Borough •Representative quota sample (Quotas re age, gender, ethnic origin and housing tenure) •Results weighted to correct any discrepancies in the sample to better reflect the population of Barnet | General perception survey but includes significant community safety related section Geographic Focus: Borough wide <i>Number of respondents: 1600</i> |
| 2015 Residents Perception Survey (RPS) <i>Mar – May 2015</i> | <ul style="list-style-type: none"> •Survey conducted by ORS, (independent market research) •Interviews (telephone) were conducted with over 2,000 residents (adults, 18+) from across the Borough •Representative quota sample (Quotas re age, gender, ethnic origin and housing tenure) •Results weighted to correct any discrepancies in the sample to better reflect the population of Barnet | General perception survey but includes significant community safety related section Geographic Focus: Borough wide <i>Number of respondents: 2000</i> |
| 2015 Residents Perception Survey <i>Nov – Dec 15</i> | <ul style="list-style-type: none"> •Survey conducted by ORS, (independent market research) •Interviews (telephone) were conducted with over 2,000 residents (adults, 18+) from across the Borough •Representative quota sample (Quotas re age, gender, ethnic origin and housing tenure) •Results weighted to correct any discrepancies in the sample to better reflect the population of Barnet | General perception survey but includes significant community safety related section Geographic Focus: Borough wide <i>Number of respondents: 500</i> |
| 2015/16 Barnet Crime and Community Safety Survey <i>Oct 15 - Feb 16</i> | <ul style="list-style-type: none"> • A self-completion online and paper • 428 Barnet residents took part • Community safety focused survey created by the Community Safety Team carried out at the 8 different locations during clock, locks and lights event • Respondents self-selecting rather than random sample | Exclusively focused on crime and community safety Geographic Focus: Borough wide <i>Number of respondents: 428</i> |
| | | |

Appendix 1 – Summary of public consultations

Relevance to the Community Safety Strategy

The below table identifies the coverage of Barnet’s consultation surveys in relation to key areas of understanding that help inform the review of the Safer Communities Partnership Strategic priorities.

| The resident perception survey |
|---|
| <p>Council run survey asking questions on resident’s views on the council’s performance and engagement as well as having questions focused on specific service areas. The responses to the following questions have been taken into consideration:</p> <ul style="list-style-type: none">• Which three things are you personally most concerned about?• How safe do you feel in your local area after dark?• What are you concerned about in relation to Anti-Social Behaviour?• How satisfied are you that Barnet police and Barnet council are dealing with Anti-social behaviour and crime in the local area? |
| 2015/16 Community Safety Survey |
| <p>Partnership survey promoted by the Safer Communities Partnership, the survey covered a number of areas with the primary aim to establish:</p> <ul style="list-style-type: none">• Residents perceptions of crime and anti-social behaviour in their local area• Residents feelings towards how well the Safer Communities Partnership is tackling crime and anti-social behaviour in their area• What people think the 2016 - 2017 priorities should be for the borough and for their local area |
| Public Attitude Survey |
| <p>Police survey carried out quarterly, focusing on the confidence in police and in relation to different factors behind public confidence trends:</p> <ul style="list-style-type: none">• Dealing effectively with Crime• Engaging with the community• Fair treatment• Alleviating local ASB• Providing information on service and action taken |

Appendix 1 – Summary of public consultations

The resident perception survey

Crime is consistently in the top 3 things that concern residents when asked to identify “which three things are you personally most concerned about?” out of 17 possible priorities.

Since 2012 residents’ concerns about crime using this measure have usually been stable remaining around 28-32%.

The concern about crime has increased 7 percentage points in the autumn 2015 Survey from the previous survey carried out in spring 2015.

When residents were asked what they are concerned about in relation to Anti-Social Behaviour: ‘rubbish or litter lying around’ continues to be the top anti-social behaviour concern when ranked against the level of concern about other ASB issues.

The Public Attitude Survey

Like the RPS survey, in the Public Attitude Survey rubbish and litter lying around, ranks higher than other issues as a problem in the local area (although down 3% points from 2014/15). There has also been an increase in the concern expressed by this survey’s respondents about people using or dealing drugs, this ranks as the second concern in this survey after rubbish and litter.

Community Safety 2015/16 consultation

This consultation was undertaken in two forms: an online survey and street based survey. 428 surveys were completed. Of those 341 were from the online survey completed by people who live, work, visit or study in the Borough. 87 people had submitted their response though completing a hard copy of the survey. 69 of the 87 responses were completed during the Clocks, Locks and lights partnership day at engagement stalls across the borough.

Those taking part were asked a series of questions to establish their views on crime and Anti-Social Behaviour. When asked if people thought overall of crime has gone up, down or stayed the same: 50% thought crime in the local area had gone up, with only 6% thinking it had gone down. 34% thought it had stayed the same.

People were asked what they thought the Partnerships priorities should be to improve safety within Barnet. The top five responses in order of descending frequency were:

Appendix 1 – Summary of public consultations

- Reducing high volume crime such as residential burglary
- Reducing Antisocial Behaviour
- Preventative work with young people
- Tackling drugs and Alcohol related issues
- Reducing Violent crime

Learning from the Consultations

The common themes which emerged from the Community Safety Public consultation highlight the importance of making sure that the strategy addresses the following points:

- **Improving confidence** - Improve community confidence that Partnership listens and acts on concerns about crime and ASB.
- **Keeping the community informed** - about what we are doing about crime and ASB; the Barnet Crime and Community Safety Survey indicated this was the aspect where there is most room for improvement.
- **Hate Crime** - Increase public awareness of the ways of reporting ASB and Hate crime and providing clear feedback highlighting the involvement police and Council have had in acting to address such concerns.
- **Focus on rubbish and litter** – in response to the long term level of concern about this issue demonstrated from resident’s survey responses. This issue is linked to particular ASB for example rough sleeping, street drinking.
- **Supporting repeat victims** of crime and anti-social behaviour, problem solving on-going ASB issues and providing clear updates about what has/is being done.
- **Focusing on hotspots and repeat locations** of crime and anti-social behaviour.
- **Communicating and engaging effectively** - this means providing clear information so people know exactly how they can report their issues; ensuring the concerns are listened to and responded to in a coordinated way; feeding back to the community about what is being done to address concerns.
- **Repeats** - Focusing on repeat victims, offenders and locations.
- **Reducing under-reporting** of Hate Crime and hidden harm issues such as Domestic Violence and Abuse, Violence against Women and Girls, and all forms of Hate Crime.
- **Preventing burglary** – a long term community concern.

Appendix 1 – Summary of public consultations

- **Keep young people safe** – Young people have told us, through the consultations we have carried out, that safety is one of their top priorities. Our survey results showed that compared to the population average, people aged 19 year or under: were over 55% more likely to feel ‘very worried’ about the risk of being physically assaulted.

This page is intentionally left blank

| | |
|--|---|
| | <p align="center">Community Leadership Committee 7th September 2016</p> |
| <p align="center">Title</p> | <p>Update on Barnet Police resources and the partnership response to Hate Crime</p> |
| <p align="center">Report of</p> | <p>Chief Superintendent Simon Rose Superintendent Paula Light Metropolitan Police Service, Barnet</p> <p>Jamie Blake Commissioning Director Environment, Barnet Council</p> |
| <p align="center">Wards</p> | <p>All</p> |
| <p align="center">Status</p> | <p>Public</p> |
| <p align="center">Urgent</p> | <p>No</p> |
| <p align="center">Key</p> | <p>No</p> |
| <p align="center">Enclosures</p> | <p>Appendix 1: Police email to Members Appendix 2: Police end of year performance (April 2016)</p> |
| <p align="center">Officer Contact Details</p> | <p>Superintendent Paula Light Paula.Light@met.pnn.police.uk</p> <p>Kiran Vagarwal Kiran.Vagarwal@Barnet.gov.uk</p> |

Summary

This report provides an update on the police resources for Barnet in response to the following Members' item raised by Cllr. O-Macauley at the Community Leadership Committee (CLC) on 9th March 2016:

- Member's Item – Cllr. O-Macauley, to ask for an update on cuts to police officers and budgets impacting Barnet, including the number of police officers cut since 2010 and the details of the budget going forward.

This report also responds to the motion agreed at the full council meeting on 26 July 2016

Condemning Hate Crime. The motion asked the Community Leadership Committee to:

- Monitor incidents of hate crime and our own local action plan to combat hate crime on a more regular basis
- Receive an update on local police resources, workloads and the impact these are having on policing in the Borough.

Recommendations

- 1. That the Committee note the update provided by the police in this report in response to both the Members' Item from Cllr. O-Macauley and the action requested at the full council meeting on 26 July 2016:**
 - **To ask for an update on cuts to police officers and budgets impacting Barnet, including the number of police officers cut since 2010 and in the budget going forward.**
 - **Receive an update on local police resources, workloads and the impact these are having on policing in the Borough.**

1. WHY THIS REPORT IS NEEDED

- 1.1 This report provides an update on the police resources for Barnet in response to the Member's item raised by Cllr. O-Macauley at the Community Leadership Committee (CLC) on 9th March 2016
- 1.2 This report also responds to the motion agreed at Full Council meeting on 26 July 2016 Condemning Hate Crime which asked the Community Leadership Committee to:
 - Monitor incidents of hate crime and our own local action plan to combat hate crime on a more regular basis
 - Receive an update on local police resources, workloads and the impact these are having on policing in the Borough.

New Borough Commander and Senior Leadership Team

- 1.3 Barnet Borough Police have appointed a new Borough Commander – Detective Chief Superintendent Simon Rose. The current senior Leadership Team consists of

Two superintendents - Superintendent Paula Light and Superintendent Onnagh Vyse

Three Chief Inspectors - Detective Chief Inspector Owain Richards
Chief Inspector (Temporary) David Lobb
Acting Chief Inspector Mark Williamson

- 1.4 It is important to note that not all police functions are delivered by locally based police teams. The police in Barnet are supported by various layers of teams within the Metropolitan Police Service. This includes:
- Transport for London (TFL) supporting local bus networks/transport hubs
 - The North Area tasking team who are tasked to monitor particular crime trends
 - The London Crime Squad who recently led on the arrests of an organised team of burglars in Barnet
 - Police Traffic Teams
 - The Police Central Public Order Planning Team (who have supported Barnet in responding to and policing previous right wing planned protests in Golders Green.
 - Territorial Support Groups (who lead on the planning and removal of protesters and illegal squatters in Barnet)
 - Dogs, Counter Terrorism and Intelligence Teams.
 - Trident – who respond to violence with injury offences on the borough
- 1.5 It is therefore essential that changes in police numbers or the local police budget set out in this report are not misinterpreted to suggest that the extraction of officers will have an impact on our ability to respond to crime and ASB in Barnet. Crime is not restricted to Borough boundaries and the structure of the Metropolitan Police enables flexibility for local boroughs to be supported by specialist teams who deliver targeted policing across London and within Barnet.

Recent changes in structure

- 1.6 Recently the Mayor of London announced that there should be two dedicated ward police officers in each of the top 100 wards affected by crime and anti-social behaviour across London.
- 1.7 Barnet police took a local decision that this should be the case for all 21 wards across Barnet; this is in addition to Police Community Support Officers (PCSO). This is not because all 21 wards in Barnet have high levels of Crime and ASB, it's to ensure we have strong neighbourhood policing in place.
- 1.8 The briefing note sent to all MP's about the structures of the Police Safer Neighbourhood Team is provided as appendix 1 of this report.
- 1.9 The police website is also in the process of being updated with the local police structure and contact details. This will include contact details for the team, the ward priorities and details of local ward meetings. We are aiming to have this completed by the end of September 2016.

- 1.10 There are no further updates in relation to the future structure of the metropolitan police across London. Discussions are ongoing with the Metropolitan Police Commissioner and the Mayor of London. Any future changes proposed to policing in London and the impact on Barnet Police will be supported with a clear local communications plan to keep our local community, members and partners informed.

Police Officer Numbers in Barnet

- 1.11 Barnet currently have 523 police officers, this includes all policing staff ranks. PCSO's are not included in this number.
- 1.12 There have been a number of changes to police numbers in 2016-2017.
- 1.13 The Metropolitan Police Sexual Offences, Exploitation and Child Abuse Command (SOECA) are a specialist team that responds to Sexual Offences across London. The team size has been increased to respond to the London demand. Barnet was required to release two Police Constables (PC) and three Detective Constables (DC) to support the uplift in staff.
- 1.14 In February 2016, six PCs, one Inspector and four Police Sergeants were removed from the borough.
- 1.15 In response to the members item raised by Cllr. O-Macauley in the CLC meeting on the 9th of March relating to the reduction of staff and the local budget going forward:
- The details about the number of officers and changes in the local staffing structure have been provided in this report above
 - The local police budget for this year and the previous years are as follows:

| Financial year | Barnet Police Budget | Change |
|-----------------------|-----------------------------|---------------------|
| 2015/2016 | £28,581,000* | |
| 2016/2017 | £28,460,000* | Reduced by £391,000 |

- * This budget represents three areas:
- police/staff pay
 - Police / staff overtime
 - running expenses.

The overtime budget has seen the largest reduction and is a locally managed budget.

- Calculations of the local police budget over the last two years have been consistent and therefore a direct comparison is available.

- There are various elements of the 2014-2015 budget that were centralised for example fuel for the police fleet and others that have been devolved to local Boroughs for example uniform clothing costs, it is therefore not possible to compare this and previous years with the budgets of 2015-2016 onwards.

Policing Priorities for London, Barnet Priorities and Performance

- 1.16 The Policing Plan for London is being developed and this will be announced by the Mayor's Office for Policing and Crime (MOPAC).
- 1.17 Appendix 2 of this report provides the year end (April 2016) performance figures for Barnet. It includes a comparison of Barnet's performance to that of the Metropolitan Police Service (MPS).
- 1.18 The local policing priorities for Barnet, focus on the key areas highlighted by the data. These are:
- Violence with Injury - including domestic assaults, gangs, gun and knife crime
 - Child Sexual exploitation – both male and female
 - Missing persons – particularly where there are links with CSE, gang or vulnerabilities
 - Burglary – both residential and non-residential
- 1.19 We will continue to work on the previous MOPAC 7¹ targets of 20% reduction across the MOPAC 7 crime types. Barnet is currently showing an 18.5% reduction therefore we continue to move in the right direction. (April 2016 year end was 17.5 % reduction)
- 1.20 We will also continue to work with the Local Authority and the Safer Communities Partnership to deliver the boroughs local Community Safety Plan.

Hate Crime

- 1.21 Following the EU referendum on 23rd June 2016 an increase in reported Race and Religious Hate crime was observed nationally and in London. Barnet has also experienced an increase in rate of reported Race and Religious Hate Crimes in the two week period following the referendum. By the third week after the referendum the rate of reports in Barnet fell back to the pre-referendum levels.

How big was the increase?

- 1.22 The average weekly number of Race and Religious Hate Crimes in Barnet is 10 per week². During the week following the referendum there were 26

¹ MOPAC 7: These are the 7 neighbourhood crimes for London – burglary, criminal damage, robbery, theft from vehicle, theft from person, theft of motor vehicle and violence with injury.

² Based on 24 months July 2014 – June 2016 (1066 Race and Religious Hate Crimes.)

reports, and 19 in the week after that. There were 10 reports in week 3, which is back in line with the average level. This means that during the two weeks following the referendum there were in total 25 more Race and Religious Hate Crimes reported than would normally be expected (i.e. around 2 additional offences per day for a two week period).

Where there any identified patterns associated with the increase?

- 1.23 Barnet Council's Community Safety Team and Equalities Team maintain close contact with the police to monitor any trends and patterns in reported Race and Hate Crime. In the weeks since the referendum Barnet Police have not identified any specific trends or patterns associated with the increase that would indicate any one particular group is being specifically targeted or that one group of offenders have come to the fore.
- 1.24 Geographically the Race and Religious Hate Crime which occurred in the two weeks following the referendum³ were distributed widely across the borough. The two wards with the most reports (West Hendon and Golders Green) accounted for 12% and 11% of the borough total respectively⁴. The characteristics of the offences in these two wards were varied in nature⁵.
- 1.25 The police continue to monitoring the situation closely and deal with all forms of Race and Hate crime as a serious matter. Should any community tension issues arise or be identified, impacting on community cohesion, the police and council are ready to take any action necessary to address the issues in coordination with the Communities Together Network and Barnet Multi Faith Forum.

Race and Religious Hate Crime – Long term levels and comparisons to London

- 1.26 During the last 12 months the level of Racist and Hate Crimes reported in Barnet has risen, however the increase is in line with the overall London increase. The level of Race and Religious Hate Crime in Barnet remains considerably below the London average:
 - In the 12 months to May 2016 there were **557** Racist and Religious Hate Crimes in Barnet.
 - This was an increase of 68 (**13.9%**) offences from the previous year.
 - This increase is in line with the London wide increase over the same period (**13%**).
 - Per head of population the rate of Racist and Religious Hate Crimes in Barnet is **13%** lower than the London average.

Levels of Anti-Semitic and Islamophobic crime in Barnet:

³ Based on period 23/06/2016 to 10/07/2016

⁴ West Hendon 7 offences, Golders Green 6 Offences (23/06/2016 – 10/07/2016)

⁵ Note: 1 of the 13 reports in these two wards was an Anti-Semitic crime

- In the 12 months to May 2016 there were **121** reported Anti-Semitic Offences in Barnet, compared to **120** in the previous year.
- In the 12 months to May 2016 there were **34** reported Islamophobic Offences in comparison to **21** in the previous year.

Barnet remains a safe low crime borough

1.27 Barnet remains a low crime borough:

- Overall the rate of total crime in Barnet is 22% lower than the London average⁶
- Racist and Religious Hate crime in Barnet is around 13% lower than the rate for London overall⁷
- The rate of violent crimes in Barnet is 27% less than the London average⁸ Barnet has the 4th lowest rate of Violence with Injury offences out of the 32 London Boroughs.

1.28 MOPAC also provide an online dashboard for crime across London, it includes a dash board for Hate Crime. Borough level data is also available on the site.

Community Cohesion remains high

1.28 The 'Spring 2016' Resident Perception Survey shows that community and cohesion perception measures continue to remain high in Barnet and have remained constant for the last four years.

1.29 85 per cent of residents agree that their local area is a place where people from different ethnic backgrounds get on well together; this measure has remained stable around this level since 2012 and is in line with the national average.

1.30 81 per cent of residents also agree that there is not a problem with people treating each other with respect and consideration and this has remained at around this level since 2010.

Taking action against Hate crime

1.31 Barnet Council and Police are committed to working together with residents and communities in Barnet to tackle Hate Crime. Barnet's Safer Communities Partnership Strategy includes tackling Hate Crime as one of its priorities. The

⁶ In 12 months to May 2016 there were 23,211 offences in Barnet, which per head of population is 22% less than the London average during that period.

⁷ Statistics source: based on number of crimes per 1000 population, date period 12 months to May 2016.

⁸ Per 1000 population in 12 months to May 2016.

Safer Communities Partnership will continue working together with partners and the community to tackle Hate Crime and address under-reporting. We do this by:

- Working in partnership with the Barnet Communities Together Network and Barnet Multi-Faith Forum to promote community wellbeing and encourage cohesive and safe communities.
- Supporting the police in taking robust action against perpetrators.
- Supporting the needs of victims and working to prevent repeat victimisation as part of our drive to provide a victim centred approach to victims of crime and anti-social behaviour.
- The Barnet Safeguarding Adults Board and Safer Communities Partnership Board are working together to improve the Hate Crime reporting process in Barnet to ensure adults at risk know how to report a hate crime and have confidence that they can access the criminal justice system.

Review and Development of Barnet's Hate Crime Reporting Centres

- 1.32 In 2015 Barnet Community Safety Team reviewed the 3rd Party Reporting Centres across Barnet in partnership with Barnet Mencap. The centres are have been re-established and renamed 'Barnet Hate Crime Reporting Centres'. The scheme will have an official launch during Hate Crime week (10th October 2016).
- 1.33 Barnet Council's webpage was also reviewed and updated to provide useful contact details; an online reporting form lists the Hate Crime Centres across Barnet.

2. REASONS FOR RECOMMENDATIONS

- 2.1 The content of this report have been provided by the police for information and noting.

3. ALTERNATIVE OPTIONS CONSIDERED AND NOT RECOMMENDED

- 3.1 N/A – the Local Authority has not direct authority or power to make decisions on the budget or the structure of the Metropolitan police. The request from members was for the local police to provide an update on resources, budgets, impact and performance which has been provided.
- 3.2 In relation to Hate Crime an alternative recommendation would be to report quarterly hate crime data to the Community Leadership Committee, however, in order to avoid duplication across the Safer Communities Partnership Board it has been proposed that Hate Crime is included in the quarterly dashboard of the Safer Communities Partnership Board. The dashboard is published on Barnet's web site. An annual report of the Safer Communities Partnership

Board is presented to the CLC Committee – this will include an update on all the priorities including hate crime.

4. POST DECISION IMPLEMENTATION

- 4.1 In relation to the recommendations of this report, consideration of implementation will be considered following the comments and agreement of the CLC.

5. IMPLICATIONS OF DECISION

5.1 Corporate Priorities and Performance

- 5.1.1 The Council's Corporate Plan 2015-20 sets out the following strategic objectives:

That Barnet Council, working with local, regional and national partners, will strive to make sure that Barnet is the place:

- Of opportunity, where people can further their quality of life.
- Where responsibility is shared, fairly.
- Where people are helped to help themselves, recognising that prevention is better than cure.
- Where services are delivered efficiently to get value for money for the taxpayer.

- 5.1.2 The effective implementation of Barnet's Community Safety Strategy supports Barnet in achieving the commitment set out in the corporate plan that Barnet will be amongst the safest places in London, with high levels of community cohesion, and residents feeling safe.

- 5.1.1 The activities of the police both locally and centrally support the delivery of Barnet's Community Safety Strategy, contribute towards safeguarding and improving the quality of life of our local residents.

5.2 Resources (Finance & Value for Money, Procurement, Staffing, IT, Property, Sustainability)

This report concerns the budget spend of the local police and does not, at least directly impact on Barnet Council finances.

5.3 Social Value

- 5.3.1 The Public Services (Social Value) Act 2013 requires people who commission public services to think about how they can also secure wider social, economic and environmental benefits. Before commencing a procurement process, commissioners should think about whether the services they are going to buy, or the way they are going to buy them, could secure these benefits for their area or stakeholders.

5.4 Legal and Constitutional References

- 5.4.1 S6 of Crime and Disorder Act 1998 ('the 1998 Act') places a statutory duty on responsible authorities (including local authorities, the Police, Probation Trusts, and Fire and Rescue Authorities) to formulate and implement strategies for the reduction of crime and disorder (including anti-social behaviour), for combating the misuse of drugs, alcohol and other substances; and for the reduction of reoffending.
- 5.4.2 The BSCP is a Community Safety Partnership set up in accordance with the requirement of the Crime and Disorder Act 1998 as amended by the Policing and Crime Act 2009.
- 5.4.3 Under s.17 of the Crime and Disorder Act 1998, it is also a duty of the Council (and other partner agencies, including police, fire & rescue, GLA, TfL) when exercising its functions to have due regard to the likely effect of the exercise of those functions on, and the need to do all that it reasonably can to prevent crime and disorder (including anti-social behaviour), misuse of drugs, alcohol and other substances and re-offending.
- 5.4.4 The Council's Constitution sets out the Terms of Reference of the Community Leadership Committee which includes:
- To maintain good community relations with Barnet's diverse communities ensuring that all communities have the opportunity to participate fully in the Borough's affairs.
 - To contribute to achieving better outcomes in the Safer Communities Strategy through CCTV, fighting crime and anti-social behaviour, combating graffiti fly-tipping and other environmental crime, action against Domestic Violence and any other relevant Council activity.
 - To work together with partners on the Barnet Safer Communities Partnership including Police, Fire and Criminal Justice Agencies to help make Barnet a safer place.

5.5 Risk Management

In accordance with the National Intelligence Model the police carry out an assessment of each reported crime and incident to identify potential risk of harm to individuals or communities. A tasking and coordination system is in place which allows risk to be escalated so that it can be responded to in an appropriate and timely manner. In addition the police operate a two weekly Intelligence Meeting and Tasking and Coordination meeting which provides an opportunity to identify and respond to emerging trends. Where risks are relevant other organisations within the Safer Communities Partnership, information sharing arrangements are in place through which the police are able to share information about those risks and coordinate actions with the other organisations.

5.6 Equalities and Diversity

5.6.1 Equality and Diversity issues are a mandatory consideration in decision making in the Council pursuant to the Equality Act 2010. This means the Council and all other organisations acting on its behalf must fulfil its equality duty when exercising a public function. The broad purpose of this duty is to integrate considerations of equality and good relations into day to day business, requiring equality considerations to be reflected into the design of policies and the delivery of services and for these to be kept under review.

5.6.2 The specific duty set out in s149 of the Equality Act is to have due regard to need to:

- Eliminate discrimination, harassment, victimisation and any other conduct that is prohibited by or under this Act;
- Advance equality of opportunity between persons who share a relevant protected characteristic and persons who do not share it;
- Foster good relations between persons who share a relevant protected characteristic and persons who do not share it;
- The relevant protected characteristics are – age; disability; gender reassignment; pregnancy and maternity; race; religion or belief; sex; sexual orientation. Health partners as relevant public bodies must similarly discharge their duties under the Equality Act 2010 and consideration of equalities issues should therefore form part of their reports. Hate Crime can disproportionately impact on victims who share protected characteristics, to address this the police and Safer Communities Partnership are seeking to encourage the reporting of Hate Crimes so that victims can be protected from harm and offenders identified and brought to justice.

5.7 Consultation and Engagement

5.7.1 Not applicable

5.8 Insight

5.8.1 Not applicable

7. BACKGROUND PAPERS

26 July 2016

Agenda Item 18:

Opposition Motion in the name of Councillor Barry Rawlings – Condemnation of Hate Crime

<http://barnet.moderngov.co.uk/documents/s33404/Opposition%20Motion%20in%20the%20name%20of%20Councillor%20Barry%20Rawlings%20-%20Condemnation%20of%20Hate%20Crime.pdf>

Amendments

<http://barnet.moderngov.co.uk/documents/s33814/Amendment%20in%20the%20name%20of%20Cllr%20Richard%20Cornelius.pdf>

<http://barnet.moderngov.co.uk/documents/s33823/Amendment%20in%20the%20name%20of%20Cllr%20Kath%20McGuirk.pdf>

Appendix 1 – Police email to Members

Communications to all Members in Barnet

Dear Members,

From the 1st August I will be reorganising Neighbourhood policing on Barnet and there will also be a subsequent alteration to the role of response officers in the investigation of crime. Whilst I know you are extremely busy at this time and I am aware there is no expectation for you to be generally briefed on all operation policing decisions, I also know that the public are very concerned about the local policing they receive and the provision of local officers. This results in misinformation spreading and subsequently increased complaints to yourselves and enquiries to the MPS.

As a result I thought it may be useful to you if you have had sight of the below explanation of the changes, which I have sent out to my community safety partners, ward panels and the SNB.

Following a challenging period under the Local Policing Model I believe the changes represent an improvement for local ward level cover and in the slightly longer term will result in an improved service to victims of crime with improved initial investigation and managing of expectations.

The way that the Dedicated Ward officers work on your wards and the existence of those officers has not been altered but in places has been enhanced. Other changes are designed to improve the support they receive and this all commences on 1st August.

You are already well aware of the Winsor report inspired organisational intent to move towards a 1-10 supervision ratio as a general position. What this means to Barnet is that Safer Neighbourhoods will no longer support a four sector management set up and we will instead have three (3) neighbourhood Inspectors under the Chief Inspector. There will be two (2) Safer Neighbourhood sectors (North and South) responsible for ward level policing & including your DWOs; the third inspector will run a set of tasking teams, providing support to the wards where required.

The improvement for Safer neighbourhoods comes about because I have negotiated with my Leadership colleagues that the changes forced upon us have given an opportunity to improve initial investigation by moving this to the emergency response teams - thus returning Safer Neighbourhoods to solely focus on ward issues - just as they did before the LPM 3 years ago. I will say now that those who have been involved in neighbourhood policing for some time will see no new ideas in my plan but instead a return towards the original model but adjusted for the current resource situation.

Each ward will have three (3) officers assigned but, where this is currently aspirational and means three of any mix of PC or PCSO, the new set up will be two (2) Constables and one (1) PCSO for all as a minimum. At times when we are over strength (as numbers naturally fluctuate by one or two) we will seek to post above this number to our most troubled wards at that time. Safer Neighbourhood officers will no longer have investigation of crime as a core responsibility but will be charged with reduction of ASB and increased engagement - two of the four drivers for increased Confidence.

Appendix 1 – Police email to Members

Each ward sergeant will be allocated three (3) wards, so the named sergeant per ward remains. By shedding their BOCU wide responsibilities including crime management and supervision, those sergeants will be able to focus entirely on those wards and the two aims above. Most sergeants have ward groups that all work out of the same base or station so there should be improvements of support for your officers. As is currently the case, one of your DWO Constables and your PCSO are ring fenced and cannot be abstracted for central resourcing or London wide events.

The wards have been split into North and South by merging Barnet & Whetstone (North) and Colindale with Golders Green (South). It's not perfect but pretty comfortable, to maximise effective supervision and link issues. Again, those of us around for a while will remember it ran fine this way under Tim Barker and Mike Carver a few years ago. I await a conversation with the SNB about how representation on the Board will be affected - it is a decision for the board.

The tasking Inspector will command a set of teams of uniformed officers whose shift pattern means there will be three (3) teams on every day to provide visible presence, operational resources, support warrant executions and the like. They will be charged with crime reduction - a key element of a third confidence driver: "effective dealing with crime". This means that, although the ward teams are smaller than in the original SN set up (1-2-3) there is a pool of resource to enable activity to happen when required. They can also be used for reassurance in the case of critical incidents.

We retain the ASB and Licensing Units that have done so much over the last 12 months to enhance partnership working across the whole BOCU and provide a coordinated approach. In fact I have enhanced them both to enable real proactivity. I also intend to uplift the schools unit by two (2) PCSOs to bring back better junior interaction.

That's it in a nutshell. There are variables that still exist in the future such as the Mayoral plan for Neighbourhoods but I have tried to incorporate some of the rumours and statements in my planning, to provide some future proofing. It is not a return to the 1-2-3 model (enhanced on Barnet) but I have to be realistic about what resources I have. It is a return to what was inadvertently lost by the introduction of crime investigation to neighbourhood officers - local focus and effective supervision. It's been designed by me after taking on feedback from my sergeants and officers and the views expressed to them by yourselves and ward members in interactions over the last year. It builds on the good work done since the alterations 12 months ago and removes the areas that were reducing effectiveness.

The only other point I would make clear is that in the move around none of the existing Dedicated Ward Constable Officers are being moved, although some are being added to. The main move around is for the Sector officers who were allocated crimes and were not ring fenced. This group of officers are the ones that have caused much public confusion as they were allocated to ward sergeants for supervision purposes but were never actually Dedicated Ward Officers and so were often never seen by the public.

Over the next month I will also be realigning a handful of our PCSOs to ensure the following: every ward has at least one and they are fully fit for patrol, the schools unit will get two and the Met Trace delivery team is enhanced to ensure this valuable crime prevention tool is

Appendix 1 – Police email to Members

rolled out without abstracting Constables. In truth this only affects about half a dozen officers.

For those of you who are concerned about whether our emergency response teams can continue to meet emergency demand whilst taking on crimes, I can confirm that forty of those NPT sector officers are moving to response to bolster the teams. I would stress that the total borough strength of Constables and PCSOs is not affected by these changes.

Superintendent Paula Light

This page is intentionally left blank

Appendix 2

Police end of year performance (April 2016)

MOPAC 7 Crime Reduction – to 30th April 2016

| Area | OCU Name | Burglary % Change since 2011/12 | Robbery % Change since 2011/12 | VWI % Change since 2011/12 | Theft from MV % Change since 2011/12 | Theft of MV % Change since 2011/12 | Theft Person % Change since 2011/12 | Criminal Damage % Change since 2011/12 | MOPAC 7 % Change since 2011/12 |
|------------------|----------------|---------------------------------------|--------------------------------------|----------------------------------|--|--|---|--|--------------------------------------|
| North | Barnet | -22.3% | -51.8% | 42.8% | -34.3% | -21.9% | -7.5% | -4.9% | -17.5% |
| | Brent | -32.7% | -56.4% | 11.1% | -27.0% | 0.6% | -33.7% | -9.6% | -22.5% |
| | Camden | -17.0% | -30.6% | 5.6% | -35.9% | 20.6% | -34.5% | -8.3% | -19.7% |
| | Ealing | -35.9% | -54.7% | 16.0% | -40.7% | -19.0% | -46.7% | -19.1% | -27.5% |
| | Harrow | -28.7% | -51.0% | 17.5% | -34.1% | -25.2% | 3.6% | -16.4% | -21.9% |
| | Islington | -14.3% | -24.6% | 40.1% | -26.1% | 2.9% | 19.1% | -1.9% | 0.0% |
| North Area Total | | -25.6% | -45.8% | 20.2% | -33.9% | -7.1% | -18.3% | -10.3% | -18.5% |
| East | Barking & Dag. | -37.8% | -43.9% | 14.7% | -39.3% | -28.7% | -16.7% | -6.9% | -21.6% |
| | Enfield | -22.6% | -20.7% | 40.5% | -30.4% | -39.5% | 4.4% | -19.8% | -16.2% |
| | Hackney | 20.2% | -18.8% | 26.6% | -19.6% | -38.9% | -23.5% | -4.3% | -5.2% |
| | Haringey | -33.2% | -20.4% | 26.2% | -41.0% | -43.7% | 17.3% | -21.7% | -19.9% |
| | Havering | -35.4% | -32.3% | 25.6% | -31.4% | -17.7% | 14.7% | -4.5% | -16.0% |
| | Newham | -29.2% | -46.8% | 32.2% | -30.9% | -39.1% | -19.7% | -2.4% | -18.8% |
| | Redbridge | -45.7% | -46.1% | 30.5% | -41.4% | -35.8% | -19.8% | -28.4% | -30.9% |
| | Tower Hamlets | -3.7% | -17.7% | 46.7% | -20.6% | 27.2% | -13.1% | -5.4% | 0.6% |
| | Waltham Forest | -33.4% | -65.4% | 21.6% | -43.4% | -56.8% | -31.1% | -11.6% | -30.2% |
| East Area Total | | -26.5% | -36.6% | 29.4% | -34.0% | -33.4% | -14.0% | -12.1% | -17.8% |
| South | Bexley | -28.4% | -45.4% | 18.4% | -19.1% | 5.7% | 1.9% | -4.7% | -9.8% |
| | Bromley | -26.0% | -51.6% | 6.7% | -32.6% | -0.5% | -2.3% | -13.9% | -18.5% |
| | Croydon | -41.0% | -60.6% | 21.6% | -29.0% | -9.3% | -33.1% | -12.0% | -22.9% |
| | Greenwich | -31.1% | -35.4% | 7.7% | -37.9% | 15.8% | -20.9% | -12.0% | -16.6% |
| | Lambeth | -28.9% | -63.4% | 23.2% | -21.0% | -18.8% | -30.9% | -9.6% | -22.2% |
| | Lewisham | -34.9% | -48.9% | 14.6% | -31.5% | 0.2% | -24.6% | -18.5% | -21.5% |
| | Southwark | -16.3% | -51.4% | 8.6% | -14.2% | -16.3% | -18.6% | -13.6% | -16.8% |
| South Area Total | | -30.0% | -54.8% | 14.6% | -26.8% | -5.5% | -24.6% | -12.5% | -19.3% |
| West | Ham.& Fulham | -34.1% | -56.0% | 24.1% | -32.5% | 6.0% | -39.1% | -19.5% | -23.1% |
| | Hillingdon | -45.2% | -64.6% | 8.8% | -38.9% | -10.4% | -7.8% | -13.3% | -27.3% |
| | Hounslow | -38.4% | -46.2% | 14.2% | -31.3% | -18.3% | -25.2% | -16.0% | -22.0% |
| | Ken.& Chelsea | -7.7% | -30.5% | 22.0% | -9.1% | 25.4% | 7.2% | -11.3% | -1.7% |
| | Kingston | -32.0% | -48.4% | -6.3% | -35.8% | 6.2% | -8.3% | -11.6% | -20.0% |
| | Merton | -35.5% | -62.0% | 29.7% | -37.9% | 9.5% | 0.7% | -13.0% | -20.9% |
| | Richmond | -36.1% | -38.5% | 25.1% | -31.8% | 25.8% | 4.1% | -22.3% | -20.5% |
| | Sutton | -21.2% | -52.5% | 24.8% | -40.0% | -11.2% | -10.6% | -18.3% | -17.8% |
| | Wandsworth | -23.8% | -55.0% | 52.6% | -46.9% | -2.8% | -15.4% | -20.3% | -21.0% |
| | Westminster | -7.0% | -22.0% | -2.6% | -18.5% | 61.7% | -30.9% | -13.7% | -17.1% |
| West Area Total | | -28.7% | -44.6% | 15.7% | -32.9% | 7.8% | -24.5% | -16.0% | -19.6% |
| MPS Total | | -27.7% | -45.2% | 20.2% | -32.2% | -14.4% | -20.5% | -12.9% | -18.8% |

Most boroughs have seen substantial reductions in robbery and burglary, and modest to sizeable increases in VWI. Exceptions include Kingston and Westminster bucking the trend in seeing reductions in VWI.

Both theft person and theft of motor vehicle show wide variation in terms of individual borough performance.

Green: better than 20% reduction
Amber: reduction, but not as good as 20%
Red: increase

Gun Discharges Total Volume Comparisons before and after Op Teal

| Gun Discharges | RY (01/05/15 to 30/04/16) | | | |
|---------------------------|------------------------------|--------------|-----------------|---------------------|
| | Owning BOCU | Volume | Lethal Barrelle | Non-Lethal Barrelle |
| Hackney** | 29 | 23 | 6 | 0 |
| Newham** | 26 | 24 | 2 | 0 |
| Ealing** | 15 | 5 | 9 | 1 |
| Tower Hamlets** | 25 | 12 | 13 | 0 |
| Barnet | 15 | 13 | 2 | 0 |
| Haringey** | 18 | 1 | 17 | 0 |
| Lambeth** | 29 | 20 | 9 | 0 |
| Croydon** | 15 | 9 | 6 | 0 |
| Wandsworth** | 10 | 6 | 4 | 0 |
| Sutton | 9 | 0 | 9 | 0 |
| Haringey** | 15 | 11 | 4 | 0 |
| Harrow | 7 | 2 | 5 | 0 |
| Hounslow | 11 | 3 | 6 | 2 |
| Merton | 6 | 2 | 4 | 0 |
| Kingston | 4 | 1 | 3 | 0 |
| Waltham Forest** | 19 | 11 | 8 | 0 |
| Enfield** | 16 | 8 | 7 | 1 |
| Barking & Dag** | 8 | 3 | 5 | 0 |
| Redbridge | 13 | 5 | 8 | 0 |
| Richmond | 2 | 0 | 2 | 0 |
| Brent** | 21 | 15 | 5 | 1 |
| Hamm & Fulham | 1 | 1 | 0 | 0 |
| Greenwich** | 7 | 3 | 4 | 0 |
| Islington** | 8 | 4 | 3 | 1 |
| Bexley | 8 | 3 | 5 | 0 |
| Westminster** | 8 | 3 | 5 | 0 |
| Southwark** | 20 | 16 | 4 | 0 |
| Hillingdon | 6 | 3 | 3 | 0 |
| Bromley | 4 | 0 | 4 | 0 |
| Ken & Chelsea | 4 | 2 | 2 | 0 |
| Camden** | 2 | 0 | 2 | 0 |
| Lewisham** | 11 | 9 | 2 | 0 |
| MPS Overall | 392 | 218 | 168 | 6 |
| % of Total Volume | - | 55.6% | 42.9% | 1.5% |
| Total Gang-Related | 84 | 81 | 1 | 2 |
| % Gang-Related | 21.4% | 37.2% | 0.6% | 33.3% |

| RY (01/05/14 to 30/04/15) | | | |
|------------------------------|------------------|----------------------|--------------|
| Volume | Lethal Barrelled | Non-Lethal Barrelled | Not Known |
| 15 | 12 | 1 | 2 |
| 14 | 7 | 7 | 0 |
| 6 | 3 | 3 | 0 |
| 16 | 6 | 10 | 0 |
| 7 | 6 | 1 | 0 |
| 11 | 3 | 8 | 0 |
| 23 | 19 | 3 | 1 |
| 9 | 8 | 1 | 0 |
| 5 | 3 | 2 | 0 |
| 4 | 2 | 2 | 0 |
| 11 | 5 | 6 | 0 |
| 3 | 1 | 2 | 0 |
| 8 | 3 | 5 | 0 |
| 3 | 2 | 1 | 0 |
| 1 | 0 | 1 | 0 |
| 16 | 12 | 4 | 0 |
| 14 | 9 | 4 | 1 |
| 7 | 2 | 5 | 0 |
| 13 | 4 | 9 | 0 |
| 2 | 1 | 1 | 0 |
| 21 | 14 | 7 | 0 |
| 2 | 2 | 0 | 0 |
| 8 | 4 | 4 | 0 |
| 10 | 4 | 6 | 0 |
| 10 | 2 | 8 | 0 |
| 10 | 4 | 6 | 0 |
| 23 | 18 | 5 | 0 |
| 9 | 3 | 6 | 0 |
| 8 | 5 | 2 | 1 |
| 8 | 3 | 5 | 0 |
| 6 | 1 | 5 | 0 |
| 20 | 12 | 8 | 0 |
| 323 | 180 | 138 | 5 |
| - | 55.7% | 42.7% | 1.5% |
| 115 | 105 | 7 | 3 |
| 35.6% | 58.3% | 5.1% | 60.0% |

| Change on same period as last year | | | |
|------------------------------------|------------------|----------------------|-----------|
| Volume Diff | Lethal Barrelled | Non-Lethal Barrelled | Not Known |
| +14 | +11 | +5 | -2 |
| +12 | +17 | -5 | 0 |
| +9 | +2 | +6 | +1 |
| +9 | +6 | +3 | 0 |
| +8 | +7 | +1 | 0 |
| +7 | -2 | +9 | 0 |
| +6 | +1 | +6 | -1 |
| +6 | +1 | +5 | 0 |
| +5 | +3 | +2 | 0 |
| +5 | -2 | +7 | 0 |
| +4 | +6 | -2 | 0 |
| +4 | +1 | +3 | 0 |
| +3 | 0 | +1 | +2 |
| +3 | 0 | +3 | 0 |
| +3 | +1 | +2 | 0 |
| +3 | -1 | +4 | 0 |
| +2 | -1 | +3 | 0 |
| +1 | +1 | 0 | 0 |
| 0 | +1 | -1 | 0 |
| 0 | -1 | +1 | 0 |
| 0 | +1 | -2 | +1 |
| -1 | -1 | 0 | 0 |
| -1 | -1 | 0 | 0 |
| -2 | 0 | -3 | +1 |
| -2 | +1 | -3 | 0 |
| -2 | -1 | -1 | 0 |
| -3 | -2 | -1 | 0 |
| -3 | 0 | -3 | 0 |
| -4 | -5 | +2 | -1 |
| -4 | -1 | -3 | 0 |
| -4 | -1 | -3 | 0 |
| -9 | -3 | -6 | 0 |
| +69 | +38 | +30 | +1 |

- Top 3 improving Boroughs by Volume
- Top 3 worsening Boroughs by Volume

Boroughs marked with an Asterix (**) are EGYV Boroughs

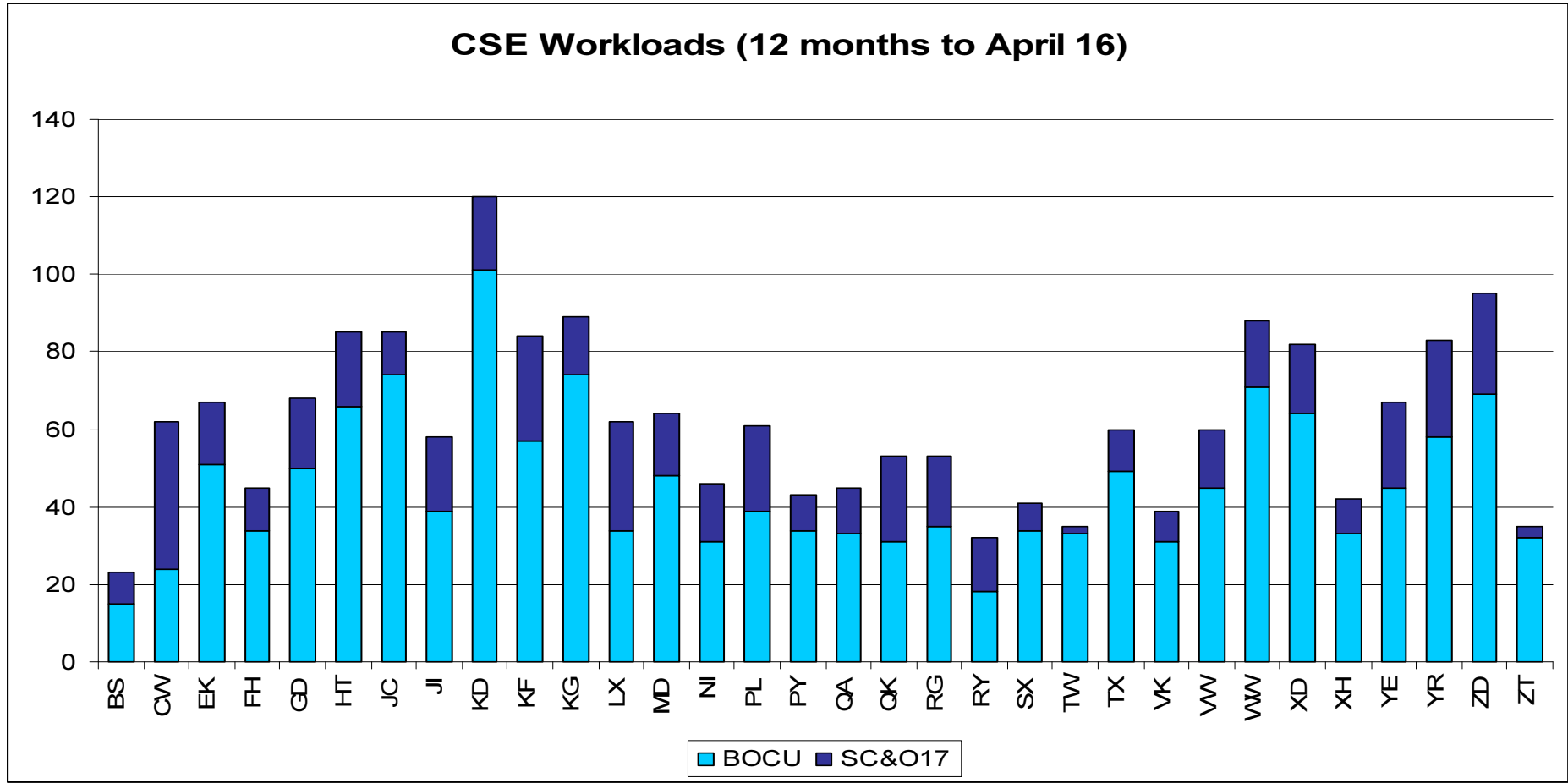
Source: SC& O

Last Quarter GCD month on month comparison by borough

| Borough/Business Unit / BCU(GCD Offences) | Jan-15 | Jan-16 | Volume | % Change | Feb-15 | Feb-16 | Volume | % Change | Mar-15 | Mar-16 | Volume | % Change | Jan - Mar 16 Volume increase/ decrease |
|--|-------------|-------------|-----------|--------------|-------------|-------------|-----------|--------------|-------------|-------------|------------|--------------|--|
| KF - Newham | 0 | 0 | 0 | 0.0% | 1 | 1 | 0 | 0.0% | 1 | 8 | +7 | 700.0% | +7 |
| GD - Hackney | 0 | 3 | +3 | 100.0% | 1 | 1 | 0 | 0.0% | 0 | 3 | +3 | 100.0% | +6 |
| LX - Lambeth | 1 | 2 | +1 | 100.0% | 1 | 6 | +5 | 500.0% | 0 | 0 | 0 | 0.0% | +6 |
| WW - Wandsworth | 0 | 3 | +3 | 100.0% | 0 | 1 | +1 | 100.0% | 0 | 2 | +2 | 100.0% | +6 |
| SX - Barnet | 0 | 4 | +4 | 100.0% | 3 | 1 | -2 | -66.7% | 1 | 4 | +3 | 300.0% | +5 |
| JC - Waltham Forest | 0 | 4 | +4 | 100.0% | 1 | 0 | -1 | -100.0% | 2 | 3 | +1 | 50.0% | +4 |
| KG - Barking & Dagenham | 0 | 1 | +1 | 100.0% | 0 | 1 | +1 | 100.0% | 0 | 1 | +1 | 100.0% | +3 |
| RG - Greenwich | 1 | 0 | -1 | -100.0% | 1 | 1 | 0 | 0.0% | 0 | 4 | +4 | 100.0% | +3 |
| TX - Hounslow | 0 | 0 | 0 | 0.0% | 0 | 3 | +3 | 100.0% | 0 | 0 | 0 | 0.0% | +3 |
| VK - Kingston-upon-Thames | 0 | 1 | +1 | 100.0% | 0 | 1 | +1 | 100.0% | 0 | 0 | 0 | 0.0% | +2 |
| XB - Ealing | 1 | 2 | +1 | 100.0% | 0 | 0 | 0 | 0.0% | 2 | 3 | +1 | 50.0% | +2 |
| RY - Bexley | 0 | 1 | +1 | 100.0% | 2 | 1 | -1 | -50.0% | 0 | 1 | +1 | 100.0% | +1 |
| VW - Merton | 0 | 0 | 0 | 0.0% | 0 | 1 | +1 | 100.0% | 1 | 1 | 0 | 0.0% | +1 |
| CW - City of Westminster | 0 | 0 | 0 | 0.0% | 0 | 0 | 0 | 0.0% | 0 | 0 | 0 | 0.0% | 0 |
| FH - Hammersmith & Fulham | 0 | 0 | 0 | 0.0% | 0 | 0 | 0 | 0.0% | 0 | 0 | 0 | 0.0% | 0 |
| JI - Redbridge | 0 | 0 | 0 | 0.0% | 0 | 0 | 0 | 0.0% | 2 | 2 | 0 | 0.0% | 0 |
| NI - Islington | 0 | 2 | +2 | 100.0% | 2 | 1 | -1 | -50.0% | 2 | 1 | -1 | -50.0% | 0 |
| PY - Bromley | 0 | 0 | 0 | 0.0% | 0 | 0 | 0 | 0.0% | 0 | 0 | 0 | 0.0% | 0 |
| QA - Harrow | 1 | 1 | 0 | 0.0% | 0 | 0 | 0 | 0.0% | 0 | 0 | 0 | 0.0% | 0 |
| TW - Richmond-upon-Thames | 0 | 0 | 0 | 0.0% | 0 | 0 | 0 | 0.0% | 0 | 0 | 0 | 0.0% | 0 |
| ZT - Sutton | 0 | 0 | 0 | 0.0% | 0 | 0 | 0 | 0.0% | 0 | 0 | 0 | 0.0% | 0 |
| HT - Tower Hamlets | 3 | 3 | 0 | 0.0% | 1 | 2 | +1 | 100.0% | 2 | 0 | -2 | -100.0% | -1 |
| PL - Lewisham | 2 | 2 | 0 | 0.0% | 1 | 1 | 0 | 0.0% | 2 | 1 | -1 | -50.0% | -1 |
| QK - Brent | 4 | 0 | -4 | -100.0% | 1 | 1 | 0 | 0.0% | 0 | 3 | +3 | 100.0% | -1 |
| XH - Hillingdon | 1 | 0 | -1 | -100.0% | 1 | 1 | 0 | 0.0% | 1 | 1 | 0 | 0.0% | -1 |
| YR - Haringey | 2 | 1 | -1 | -50.0% | 0 | 0 | 0 | 0.0% | 1 | 1 | 0 | 0.0% | -1 |
| ZD - Croydon | 0 | 1 | +1 | 100.0% | 2 | 0 | -2 | -100.0% | 0 | 0 | 0 | 0.0% | -1 |
| BS - Kensington & Chelsea | 0 | 0 | 0 | 0.0% | 1 | 0 | -1 | -100.0% | 1 | 0 | -1 | -100.0% | -2 |
| EK - Camden | 1 | 1 | 0 | 0.0% | 0 | 0 | 0 | 0.0% | 2 | 0 | -2 | -100.0% | -2 |
| YE - Enfield | 2 | 0 | -2 | -100.0% | 1 | 0 | -1 | -100.0% | 1 | 1 | 0 | 0.0% | -3 |
| KD - Havering | 5 | 0 | -5 | -100.0% | 0 | 2 | +2 | 100.0% | 3 | 0 | -3 | -100.0% | -6 |
| MD - Southwark | 1 | 1 | 0 | 0.0% | 1 | 0 | -1 | -100.0% | 5 | 0 | -5 | -100.0% | -6 |
| Grand Total | 25 | 33 | +8 | 32.0% | 21 | 26 | +5 | 23.8% | 29 | 40 | +11 | 37.9% | +24 |
| Offence per day | 0.81 | 1.06 | +0 | 32.0% | 0.75 | 0.90 | +0 | 19.5% | 0.94 | 1.29 | +0 | 37.9% | |

Source: SC&O

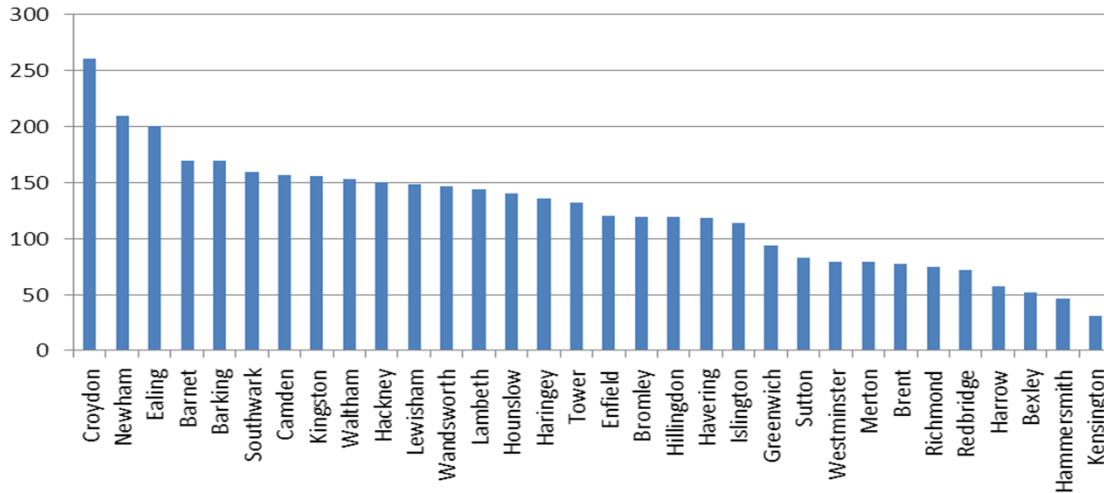
Investigation of CSE Offences – to April 2016



CSE demand is very uneven across London, as is the distribution between TP and SCO. Having reviewed the levels of CSE offence by investigation OCU, there is no clearly visible rational for allocating offences between the different OCUs in the available data.

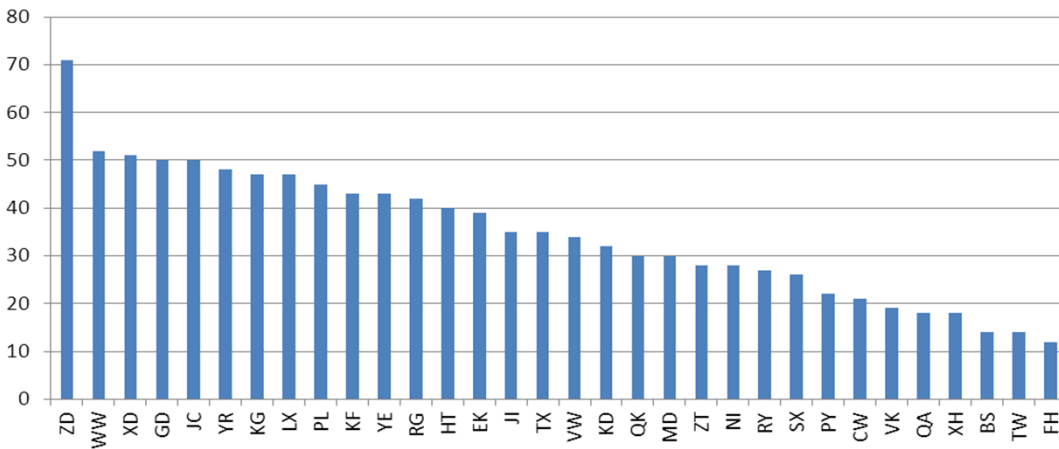
Child Sexual Exploitation – Recorded on Merlin FY 2015-16

Pre Assessment CSE checks under 18s FY 2015/16



Financial year 2015/16
 There were 4,039 Pre assessment for child sexual exploitation for under 18 year olds 628 (16%) of whom were in either residential or foster care.

Individual missing persons aged 10 -17 alleged victims of sexual offence or CSE May 2015 - April 2016



There were 1,110 individual young persons recorded as missing (some on multiple occasions) during the past 12 months who are also shown as victims on CRIS records for sexual offences or CSE